

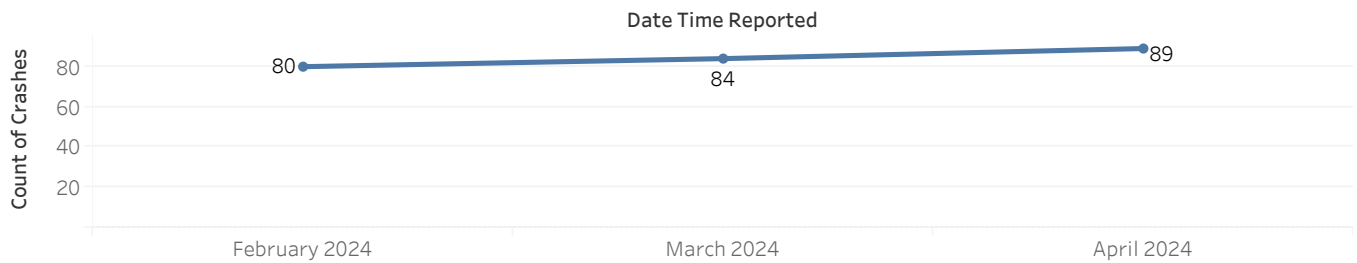


Winchester Police Department April 2024 Traffic & Crash Analysis

April 1 - April 30, 2024

OFFICE OF CHIEF AMANDA BEHAN

Crash Trend February to April

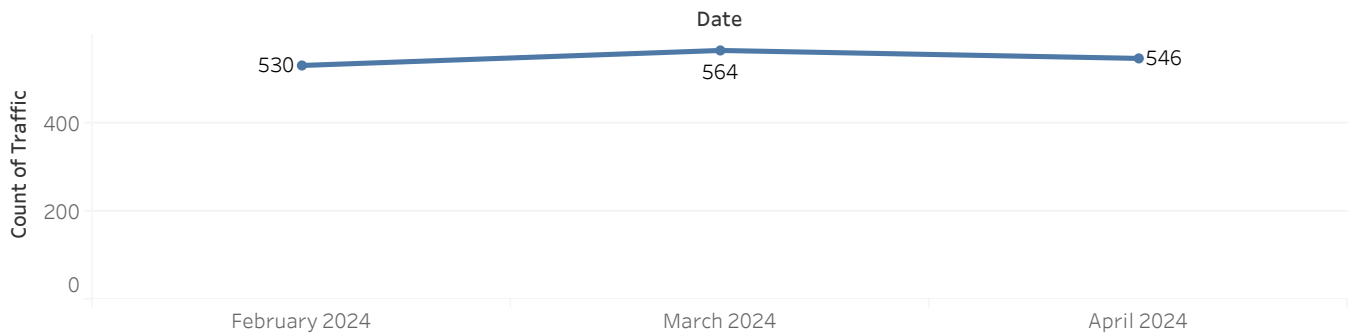


The trend of count of Crashes for Date Time Reported (MY). The view is filtered on Date Time Reported (MY), which has multiple members selected.

From February 1st to April 30th, WPD responded to an average of 84 accidents per month. This is a 13.5% increase from Q1's average.

Despite the increase in crashes, WPD officers have also increased the number of traffic enforcement efforts, conducting an average of 547 traffic stops per month.

Traffic Enforcement Trend February to April



The trend of count of Traffic for Date (MY). The view is filtered on Date (MY), which keeps February 2024, March 2024 and April 2024.

WPD Statistics can be found at <https://www.winchesterpolice.org/reports>

Crime maps are available at <https://www.winchesterpolice.org/reports/crime-map>

Created by: Crime Analyst Tara Taylor

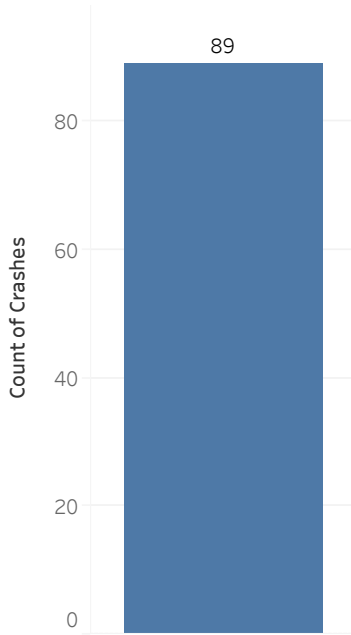
Previous reports may reflect different numbers due to delayed reporting or reclassification of crimes



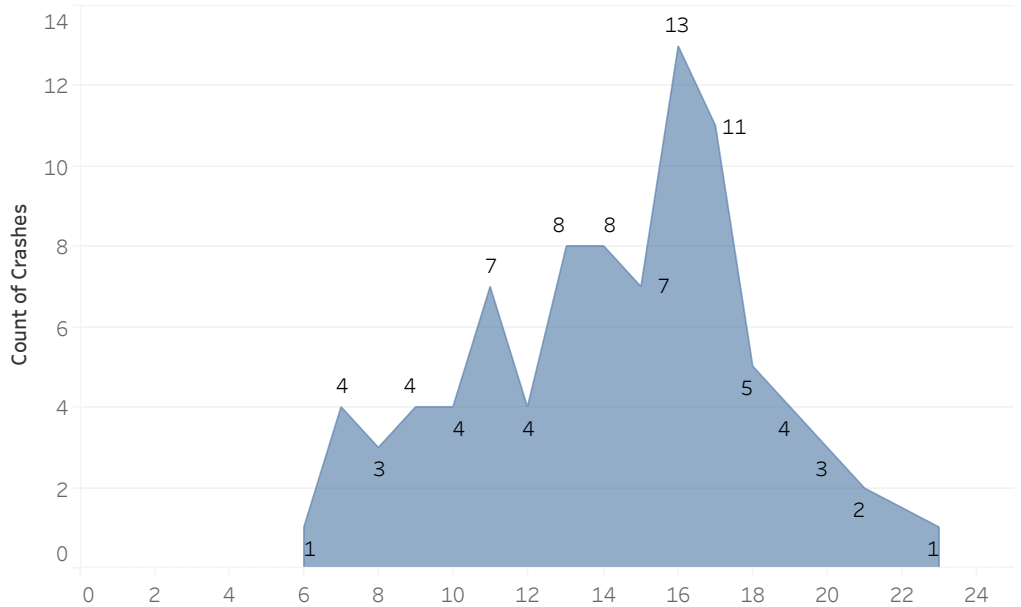
Winchester Police Department April Vehicle Crash Analysis

OFFICE OF CHIEF AMANDA BEHAN

Crash Count



Crashes by Time

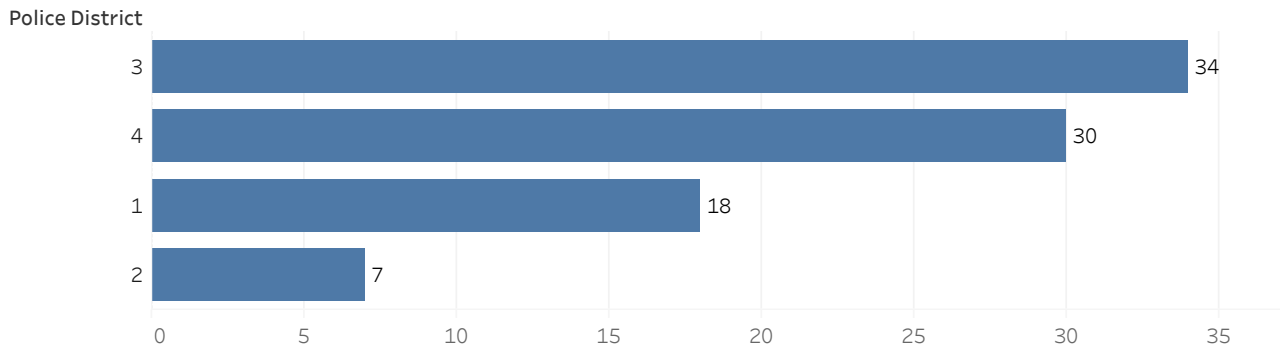


There were 89 total vehicle crashes in the month of April, with 47 Accident Reports completed. 42 accidents were non-reportable.

The highest crash hour in April was 4pm.

Sector 3 had the highest number of crashes at 34 for the month, followed by Sector 4, 1, then 2.

Crashes by Sector



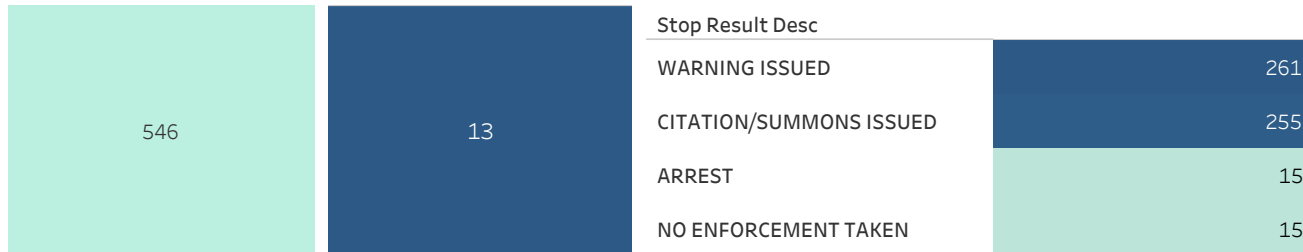
Winchester Police Department April Traffic Enforcement Analysis

OFFICE OF CHIEF AMANDA BEHAN

Traffic Stop Count

Total DUIs

Traffic Enforcement Outcomes

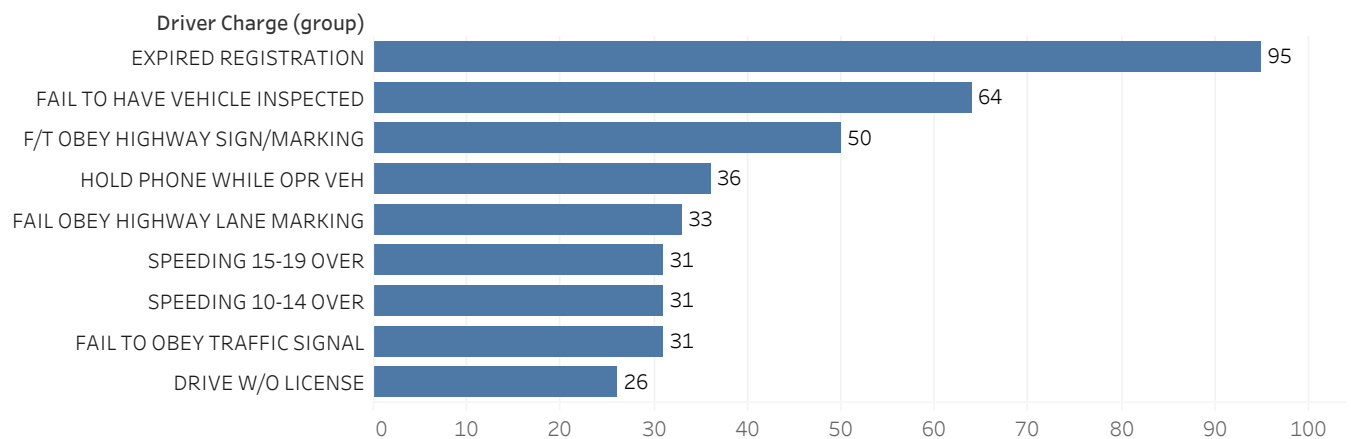


In the month of April, there were 546 total traffic stops, resulting in 255 Citations, 261 Warnings, 15 with No Enforcement, and 15 Arrests. There were also 13 DUI Arrests made.

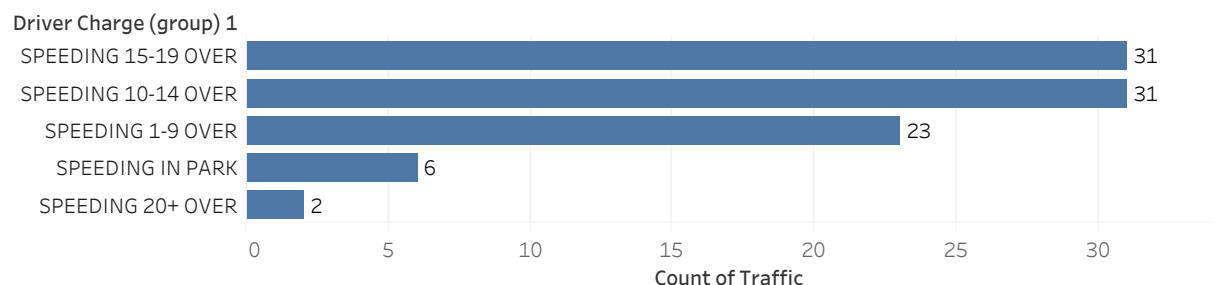
Note: DUI Arrests are not always a result of a Traffic Stop and are sometimes a result of a Traffic Crash.

The top reasons for Traffic Stops were Expired Registration, No Inspection, Failure to Obey Highway Sign/Marking, and Holding Phone While Operating Vehicle.

Top Reasons for Traffic Stops

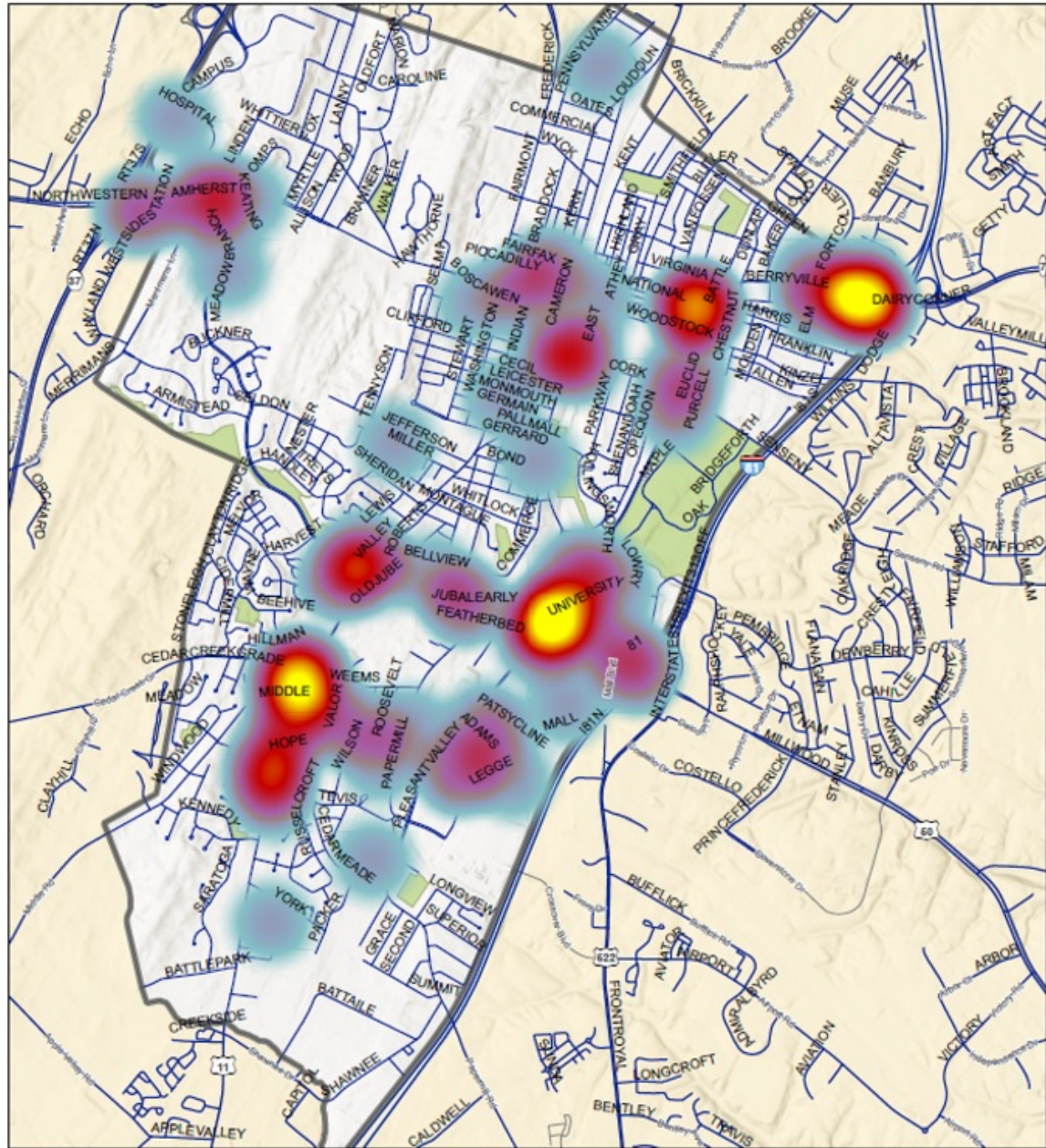


Speeding



Winchester Police Department April Vehicle Crash Heat Map

OFFICE OF CHIEF AMANDA BEHAN



Winchester City Vehicle Crash Hot Spots

VGIN, Esri, TomTom, Garmin, SafeGraph, METI/NASA, USGS, EPA, NPS, USDA, USFWS, Esri, NASA, NGA, USGS, Esri, NASA, NGA, USGS, FEMA

Apr 1 -
Apr 30, 2024

Legend

Corporate Limits
<all other values>

Sparse
Dense

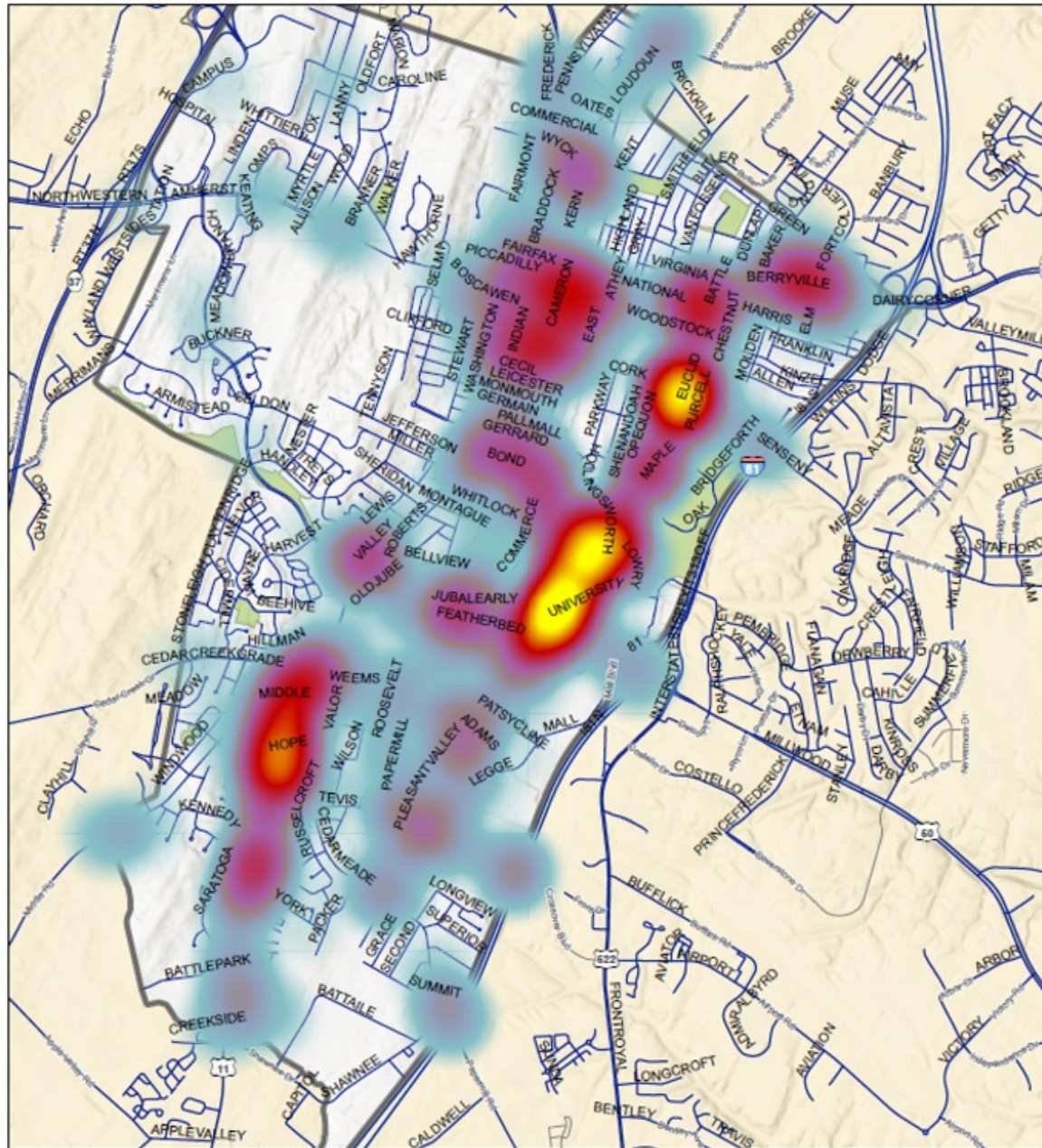


0 0.25 0.5 Miles

Created by: Crime Analyst Tara Taylor

Winchester Police Department April Traffic Enforcement Heat Map

OFFICE OF CHIEF AMANDA BEHAN



Winchester City Traffic Enforcement Hot Spots

VGIN, Esri, TomTom, Garmin, SafeGraph, METI/NASA, USGS, EPA, NPS, USDA, USPWS, Esri, NASA, NGA, USGS, Esri, NASA, NGA, USGS, FEMA

Apr 1 -
Apr 30, 2024

Legend

- Corporate Limits
- <all other values>
- Sparse
- Dense



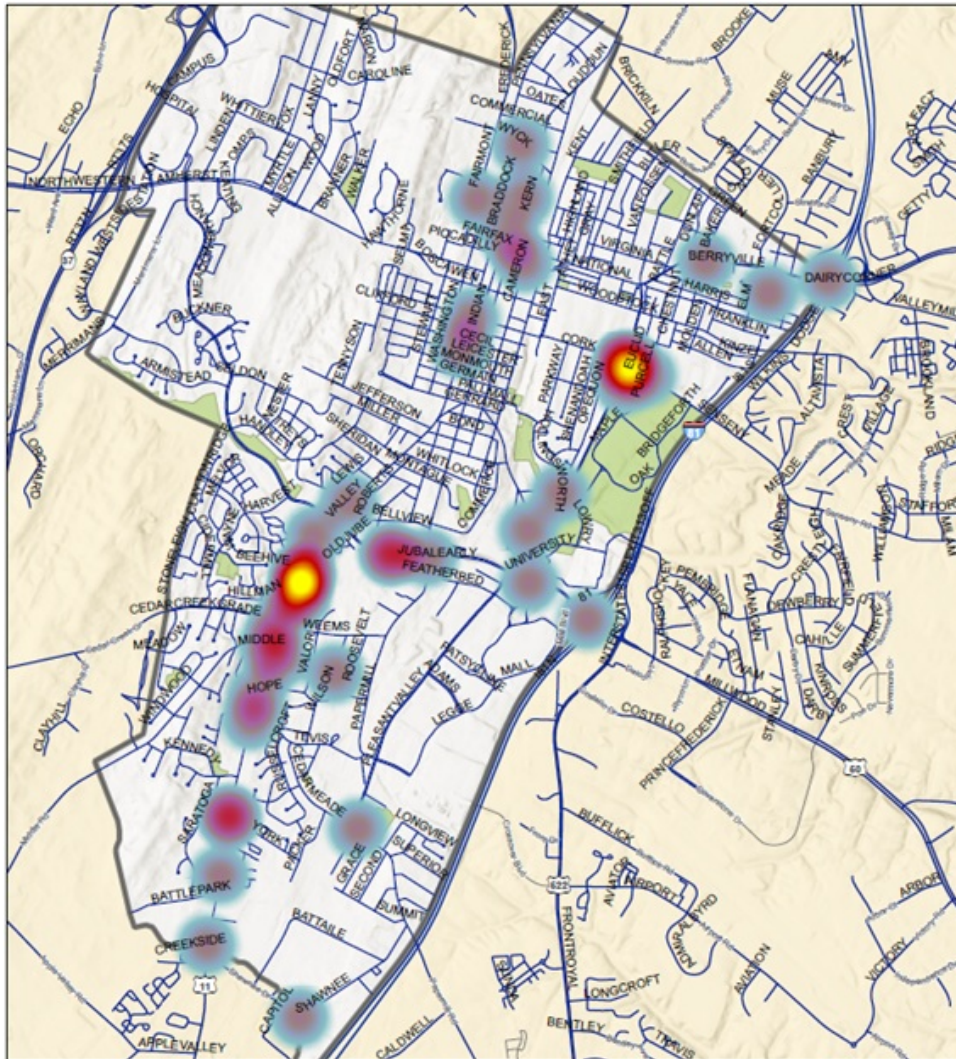
0 0.25 0.5 Miles

Winchester Police Department April Distracted Driving Heat Map

OFFICE OF CHIEF AMANDA BEHAN

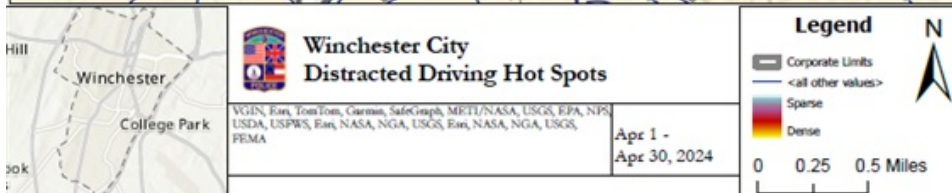
Distracted Driving by Code

Charge Section Code	Local Chrg..	Citation Ty..	
DISTRACTED DRIVING	14-35	CITATION	1
HOLD PHONE WHILE OPR VEH 1ST	46.2-818.2	CITATION	26
		WARNING	14
Grand Total			41



In April, there were 27 Citations and 14 Warnings written for distracted driving, making a total of 41.

1 was under the new City Code 14-35 and the remaining 40 were under the State Charge Section Code 46.2-818.2.



Created by: Crime Analyst Tara Taylor