

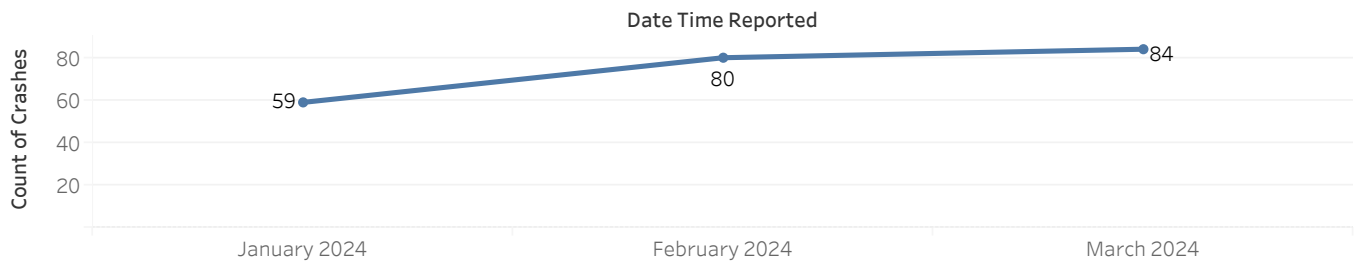


Winchester Police Department March 2024 Traffic & Crash Analysis

March 1 - March 31st, 2024

OFFICE OF CHIEF AMANDA BEHAN

Crash Trend January to March

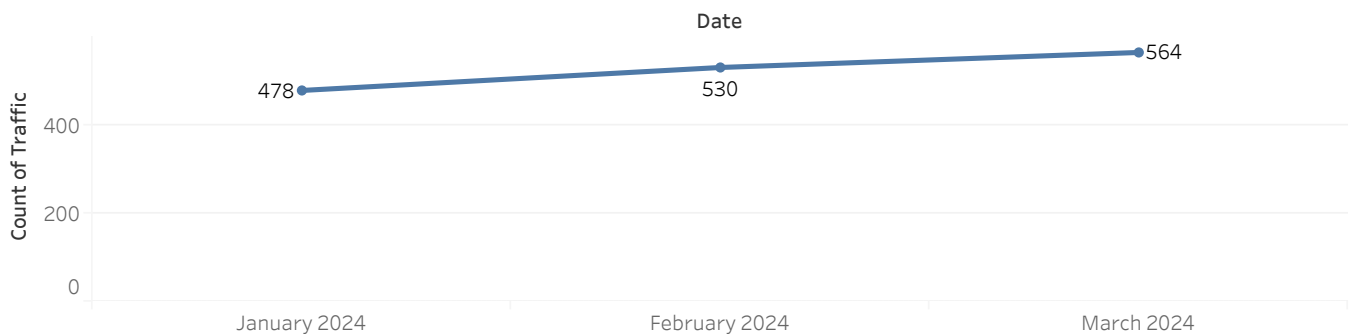


The trend of count of Crashes for Date Time Reported (MY). The view is filtered on Date Time Reported (MY), which has multiple members selected.

From January 1st to March 31st, WPD responded to an average of 74 accidents per month.

WPD officers have displayed their dedication to reducing these numbers through their enforcement efforts, conducting an average of 524 traffic stops per month.

Traffic Enforcement Trend January to March



The trend of count of Traffic for Date (MY). The view is filtered on Date (MY), which has multiple members selected.

WPD Statistics can be found at <https://www.winchesterpolice.org/reports>

Crime maps are available at <https://www.winchesterpolice.org/reports/crime-map>

Created by: Crime Analyst Tara Taylor

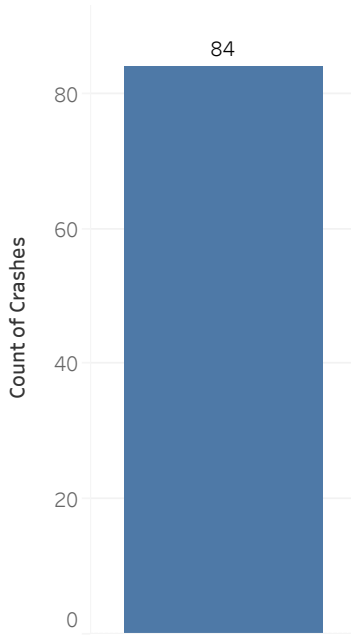
Previous reports may reflect different numbers due to delayed reporting or reclassification of crimes



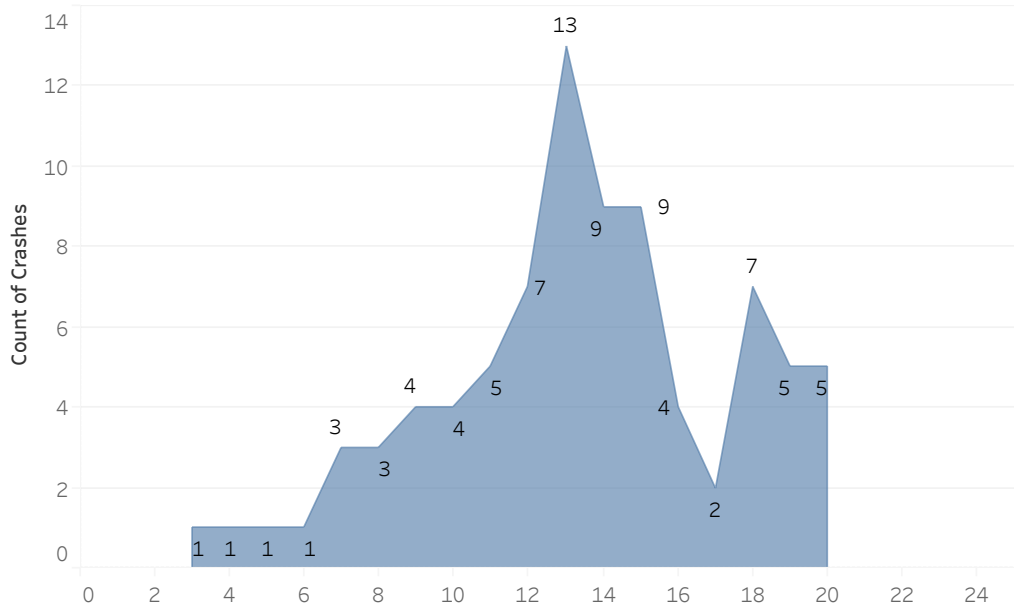
Winchester Police Department March Vehicle Crash Analysis

OFFICE OF CHIEF AMANDA BEHAN

Crash Count



Crashes by Time

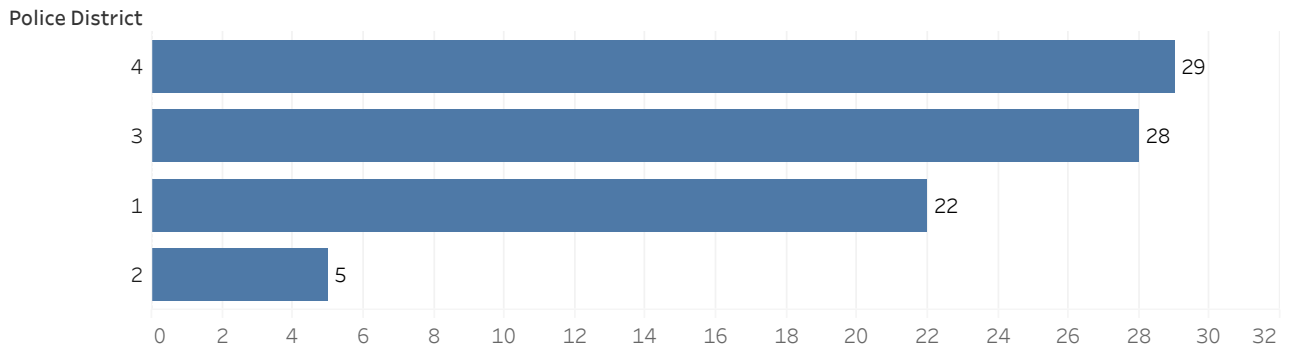


There were 84 total vehicle crashes in the month of March, with 57 Accident Reports completed. 27 accidents were non-reportable.

The highest crash hour in March was 1pm.

Sector 4 had the highest number of crashes at 29 for the month, followed by Sector 3, 1, then 2.

Crashes by Sector



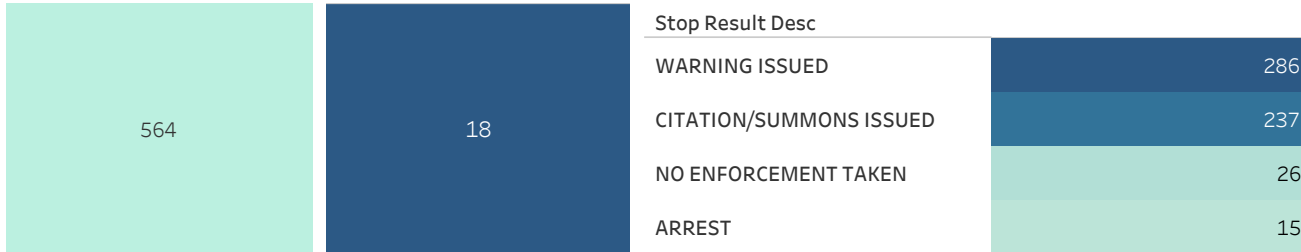
Winchester Police Department March Traffic Enforcement Analysis

OFFICE OF CHIEF AMANDA BEHAN

Traffic Stop Count

Total DUIs

Traffic Enforcement Outcomes

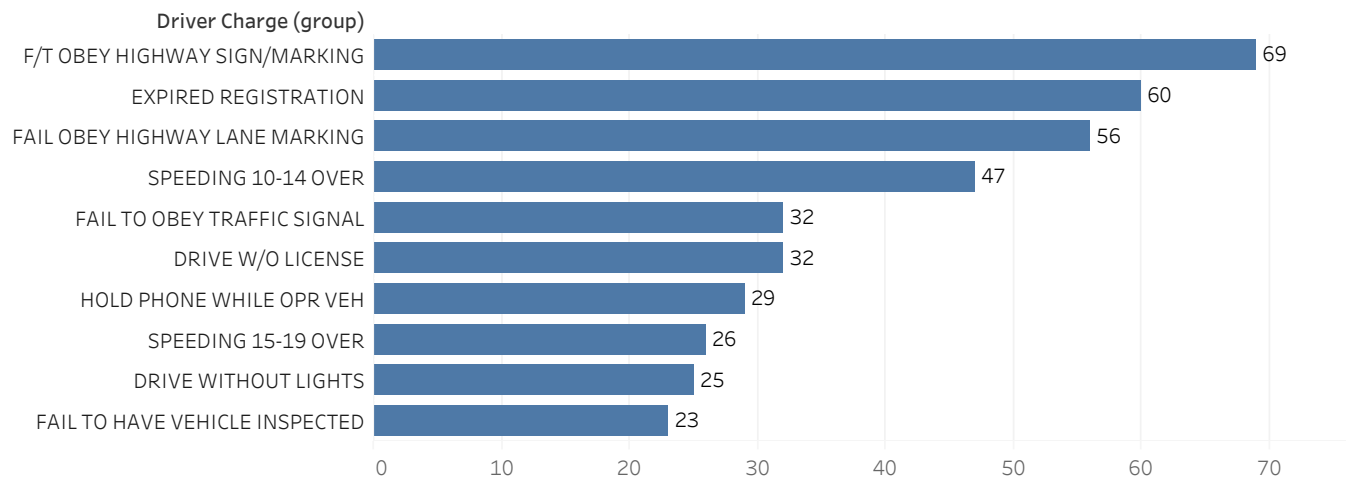


In the month of March, there were 564 total traffic stops, resulting in 286 Citations, 237 Warnings, 26 with No Enforcement, and 15 Arrests. There were also 18 DUI Arrests made.

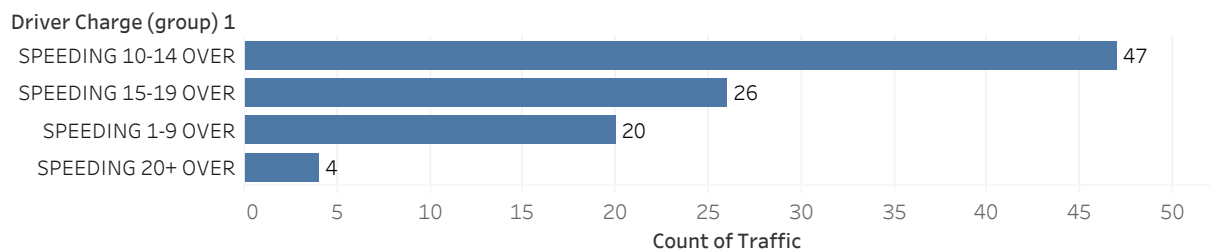
Note: DUI Arrests are not always a result of a Traffic Stop and are sometimes a result of a Traffic Crash.

The top reasons for Traffic Stops were Failure to Obey Highway Signs/Markings and Lane Markings, Expired Registration, and Speeding 10-14 MPH Over.

Top Reasons for Traffic Stops

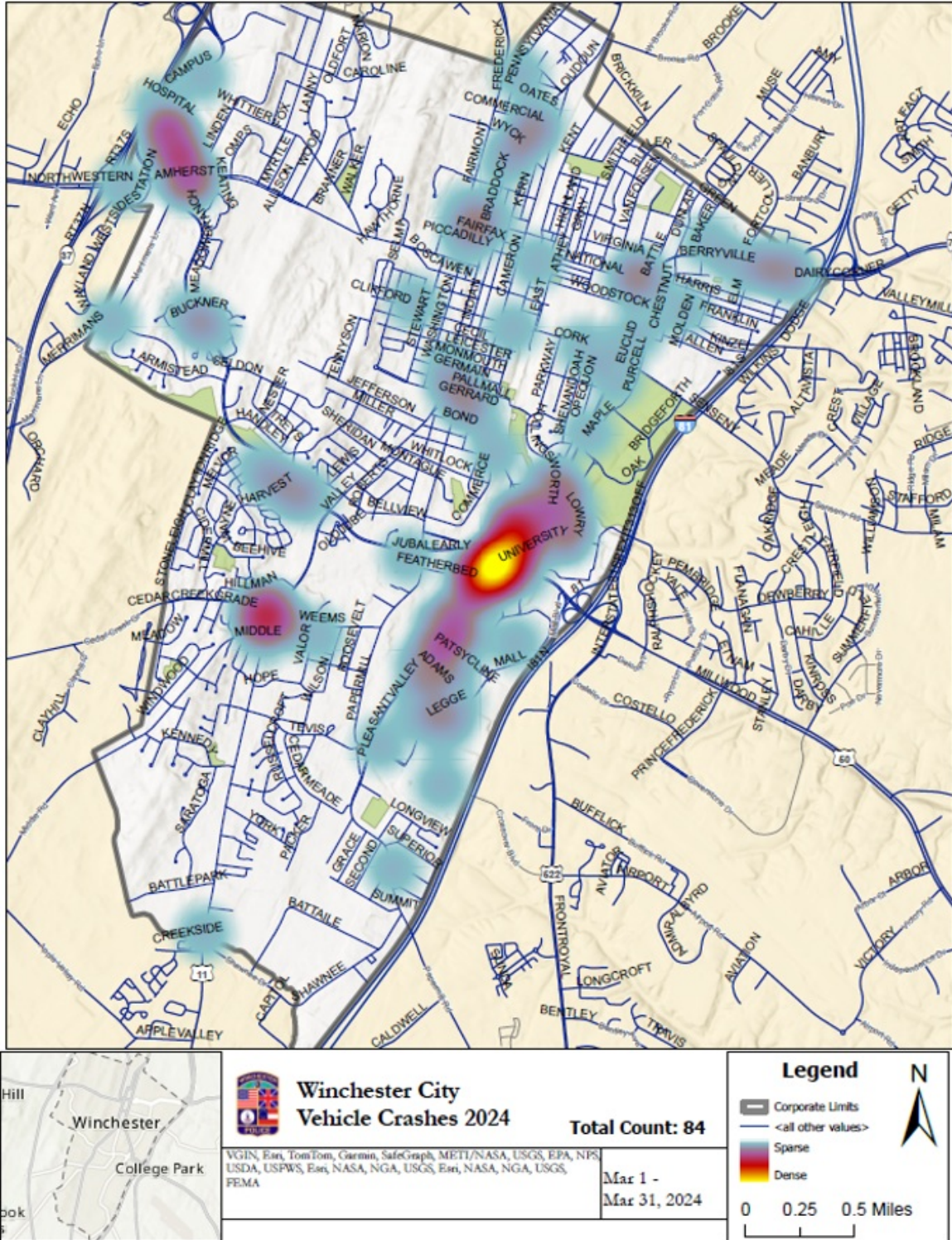


Speeding



Winchester Police Department March Vehicle Crash Heat Map

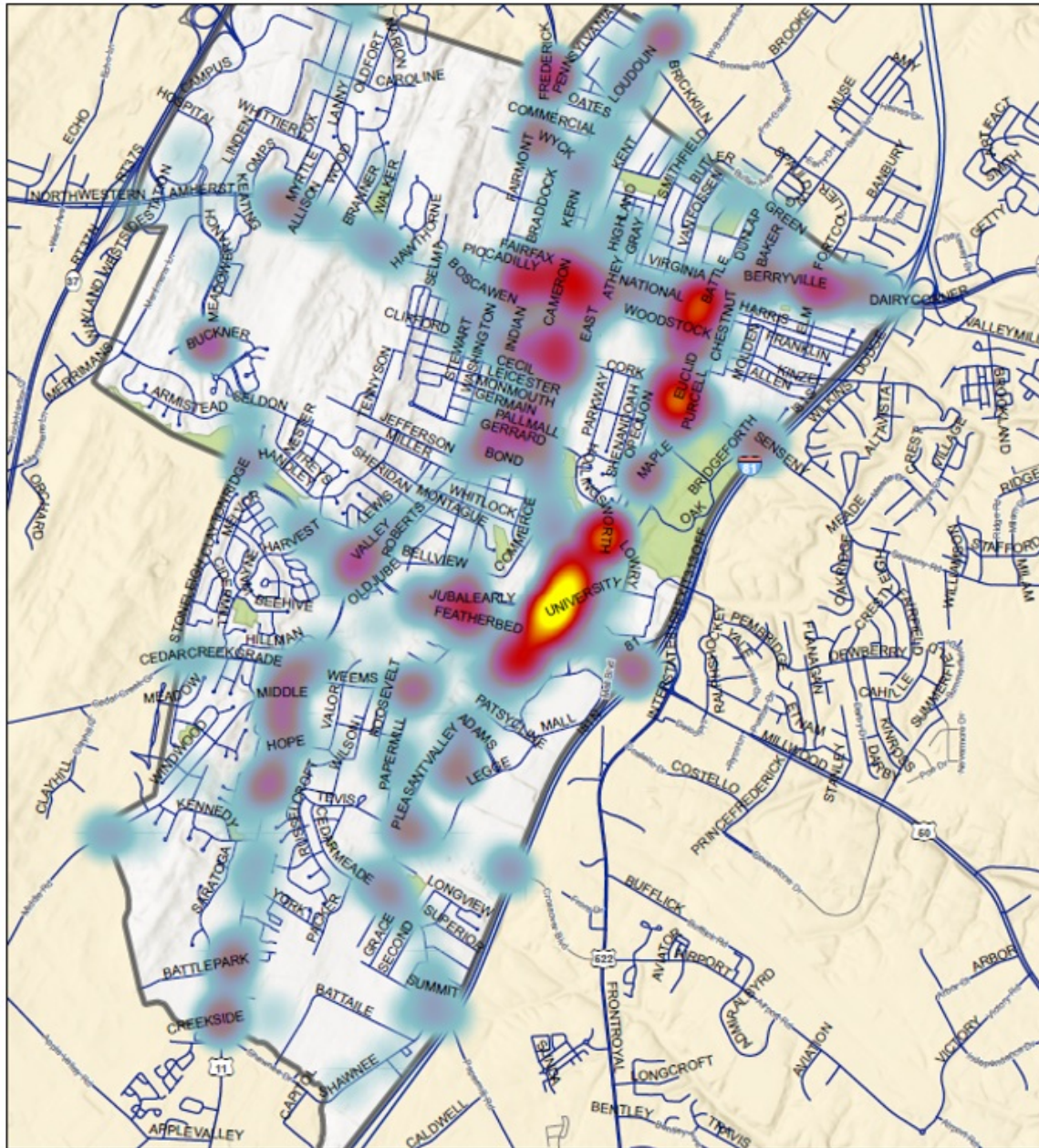
OFFICE OF CHIEF AMANDA BEHAN



Created by: Crime Analyst Tara Taylor

Winchester Police Department March Traffic Enforcement Heat Map

OFFICE OF CHIEF AMANDA BEHAN



	Winchester City Traffic Enforcement 2024 Total Count: 564	Legend 	

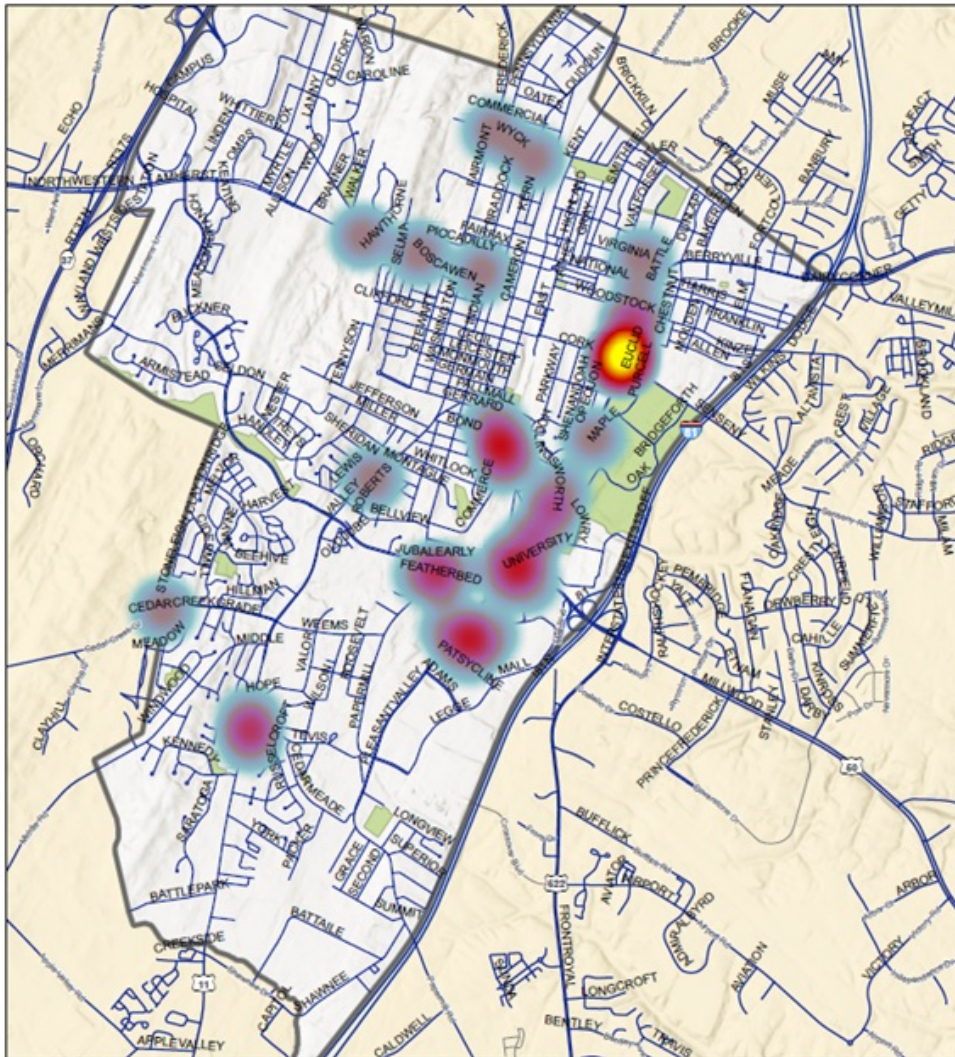
Created by: Crime Analyst Tara Taylor

Winchester Police Department March Distracted Driving Heat Map

OFFICE OF CHIEF AMANDA BEHAN

Distracted Driving by Code

Charge Section Code	Charge Section Code Desc	Citation Ty..	
Null	46.2-818.2	CITATION	13
		WARNING	15
	14-35	CITATION	1
14-5	14-35	WARNING	1
Grand Total			30



In March, there were 14 Citations and 16 Warnings written for distracted driving, making a total of 30.

2 were under the new City Code 14-35, while the others were under the State Charge Section Code 46.2-818.2.

Winchester City
Distracted Driving 2024

Total Count: 30

Mar 1 - Mar 31, 2024

VGIN, Epi, TomTom, Garmin, SafeGraph, METI/NASA, USGS, EPA, NPS, USDA, USFWS, Esri, NASA, NGA, USGS, Esri, NASA, NGA, USGS, FEMA

Legend

- Corporate Limits
- < all other values >
- Sparse
- Dense

0 0.25 0.5 Miles

N